

Saunders[®]
the science inside



alnab

brands you trust.



**SAUNDERS[®] - S360 Actuator
Technical Datasheet**

CRANE[®]

ChemPharma Flow Solutions

www.saundersS360.com
www.cranepharmasolutions.com

Saunders® S360 Lite

The Saunders® S360 Lite range provides standard closure for spring-to-close applications in a very compact, lightweight package and is ideal for most applications. The S360 Lite fits into tight piping arrays and its compact size can even help reduce block valve design. It is available through sizes DN8 – DN50 (0.25" – 2.00").

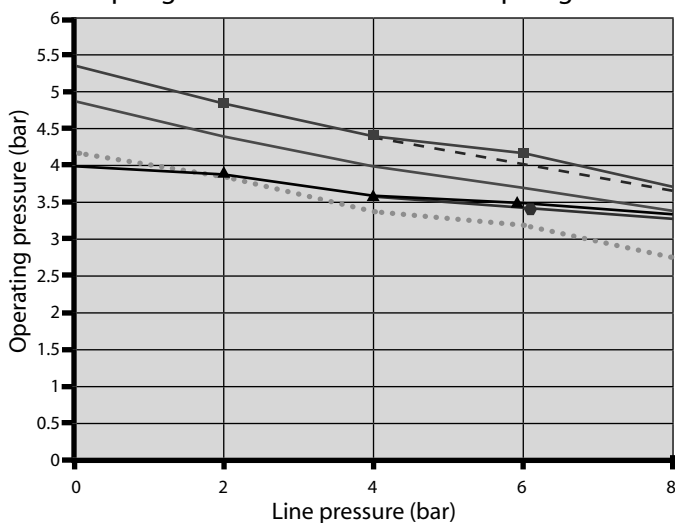


Closure Performance (Saunders® S360 Lite Spring-to-Close)

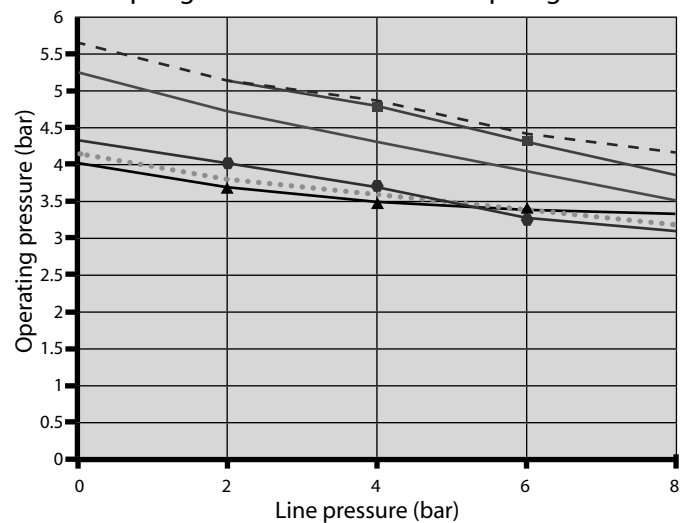
Style	Size	Line Pressure		Control Pressure	Weight
		PTFE	Rubber		
S360 Lite	DN8 (0.25")	8 bar (116 psi)	16 bar (232 psi)	6 bar (87 psi)	0.57 kg (1.3 lbs.)
S360 Lite	DN15 (0.50")	8 bar (116 psi)	10 bar (145 psi)	6 bar (87 psi)	1.20 kg (2.6 lbs.)
S360 Lite	DN20 (0.75")	8 bar (116 psi)	10 bar (145 psi)	6 bar (87 psi)	2.10 kg (4.6 lbs.)
S360 Lite	DN25 (1.00")	8 bar (116 psi)	10 bar (145 psi)	6 bar (87 psi)	2.28 kg (5.0 lbs.)
S360 Lite	DN40 (1.50")	8 bar (116 psi)	10 bar (145 psi)	6 bar (87 psi)	3.50 kg (7.7 lbs.)
S360 Lite	DN50 (2.00")	8 bar (116 psi)	10 bar (145 psi)	6 bar (87 psi)	7.70 kg (17 lbs.)

All pressures are gauge pressures. Line pressure values were determined with pressure on one side of the weir only. This condition is called 100% pressure drop, or 100% ΔP. Information on line pressure applied to both upstream and downstream sides of the weir is available on request.

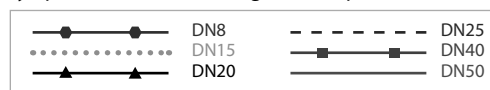
Performance characteristics for S360 actuators Spring Close Lite with Rubber diaphragms



Performance characteristics for S360 actuators Spring Close Lite with PTFE diaphragms



Graphs denote the operating air required to fully open the actuator at a given line pressure.



Saunders® S360 Power

The Saunders® S360 Power range offers higher operating closure performance in a compact package for high operating pressure or atypical closing conditions with high pressure on both sides of the weir. The S360 Power spring-to-close actuator is available through sizes DN15 – DN50 (0.50" – 2.00").

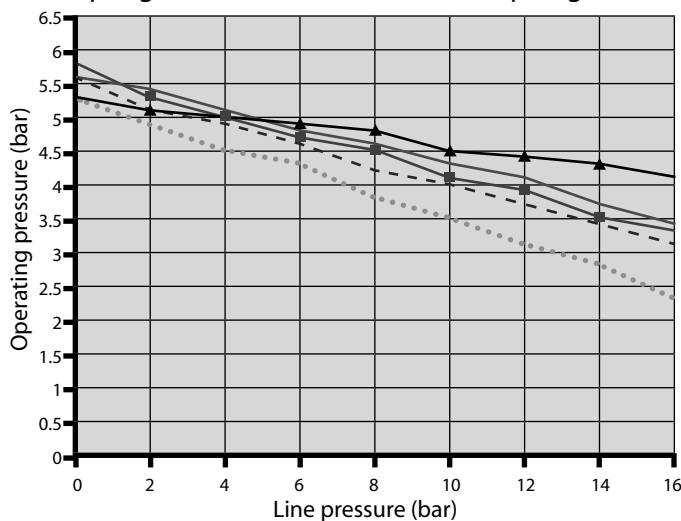


Closure Performance (Saunders® S360 Power Spring-to-Close)

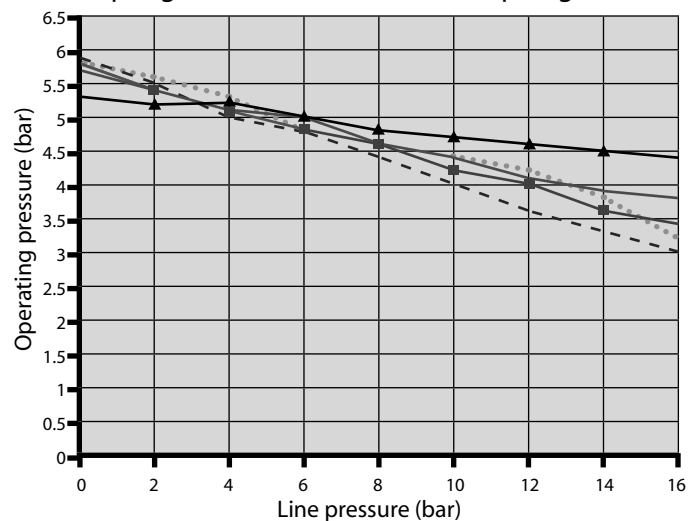
Style	Size	Line Pressure		Control Pressure	Weight
		PTFE	Rubber		
S360 Power	DN15 (0.50")	16 bar (232 psi)	16 bar (232 psi)	6 bar (87 psi)	1.20 kg (2.6 lbs.)
S360 Power	DN20 (0.75")	16 bar (232 psi)	16 bar (232 psi)	6 bar (87 psi)	2.80 kg (6.2 lbs.)
S360 Power	DN25 (1.00")	16 bar (232 psi)	16 bar (232 psi)	6 bar (87 psi)	2.90 kg (6.4 lbs.)
S360 Power	DN40 (1.50")	16 bar (232 psi)	16 bar (232 psi)	6 bar (87 psi)	5.75 kg (12.7 lbs.)
S360 Power	DN50 (2.00")	16 bar (232 psi)	16 bar (232 psi)	6 bar (87 psi)	9.67 kg (21.3 lbs.)

All pressures are gauge pressures. Line pressure values were determined with pressure on one side of the weir only. This condition is called 100% pressure drop, or 100% ΔP. Information on line pressure applied to both upstream and downstream sides of the weir is available on request.

Performance characteristics for S360 actuators Spring Close Power with Rubber diaphragms



Performance characteristics for S360 actuators Spring Close Power with PTFE diaphragms

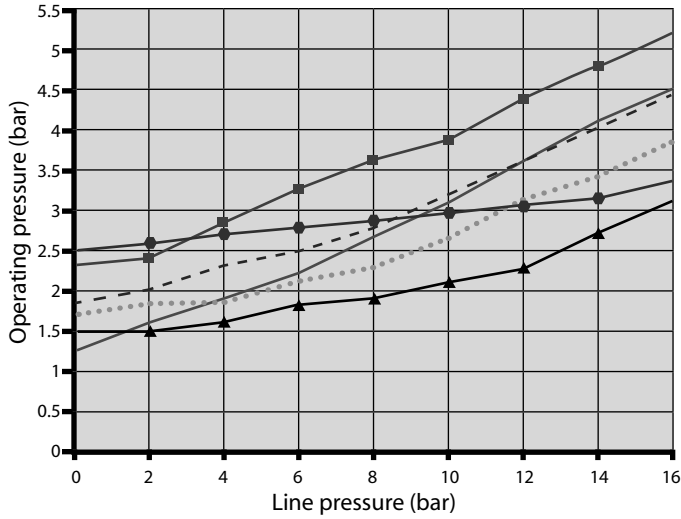


Graphs denote the operating air required to fully open the actuator at a given line pressure.

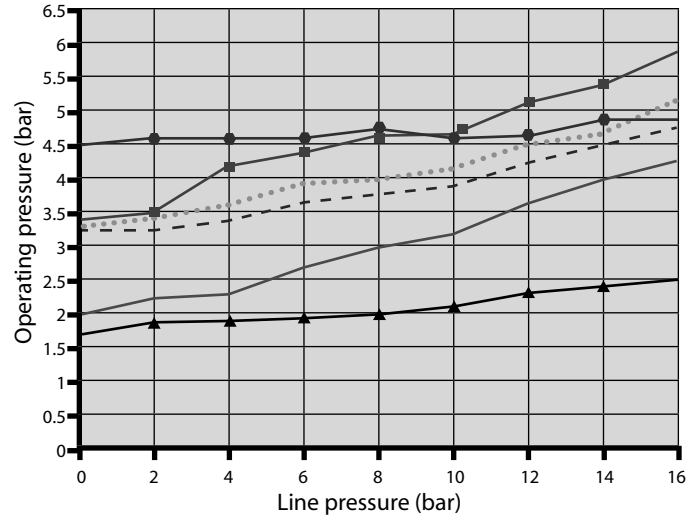


Saunders® S360 Spring-to-Open Actuator

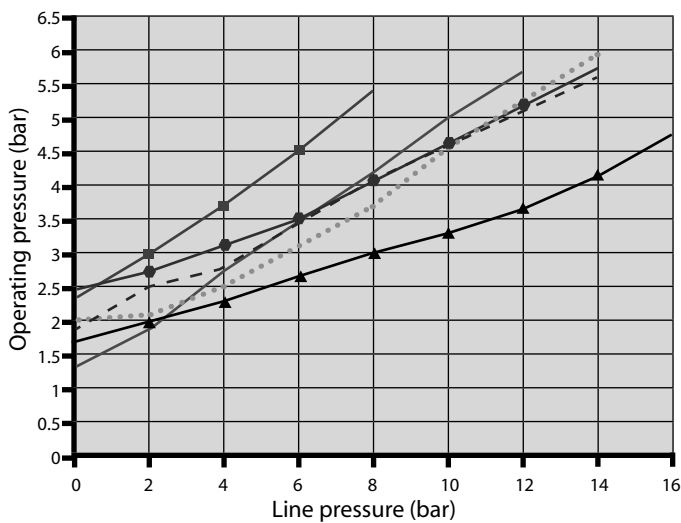
Performance characteristics for S360 actuators
Spring Open with Rubber diaphragms
100% ΔP (Rubber)



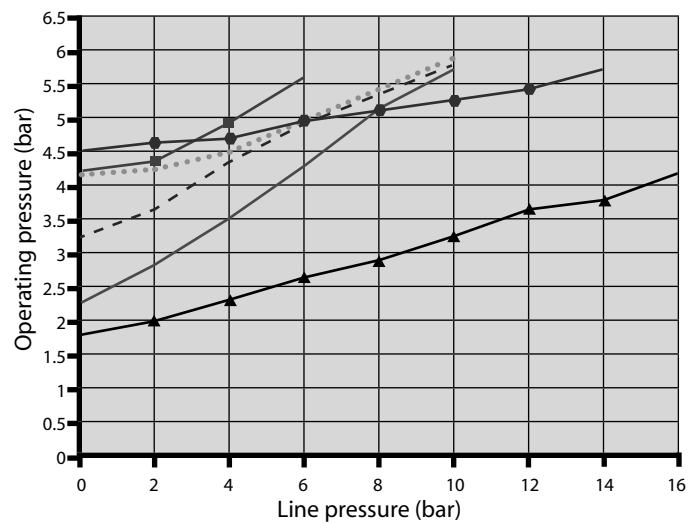
Performance characteristics for S360 actuators
Spring Open with PTFE diaphragms
100% ΔP (PTFE)



Performance characteristics for S360 actuators
Spring Open with Rubber diaphragms
0% ΔP (Rubber)

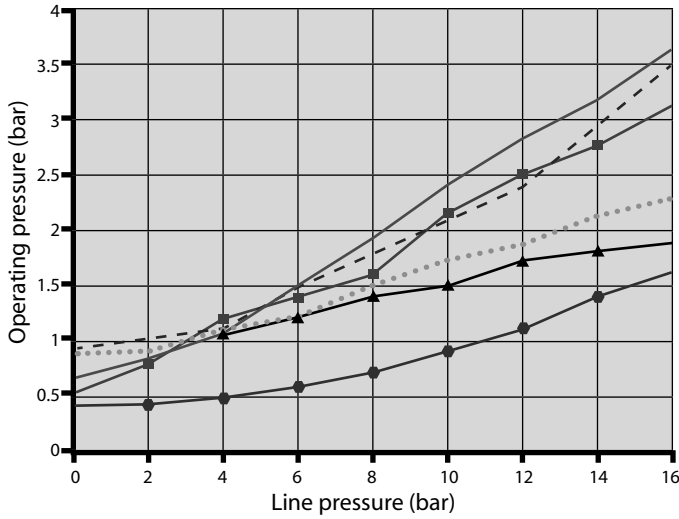


Performance characteristics for S360 actuators
Spring Open with PTFE diaphragms
0% ΔP (PTFE)

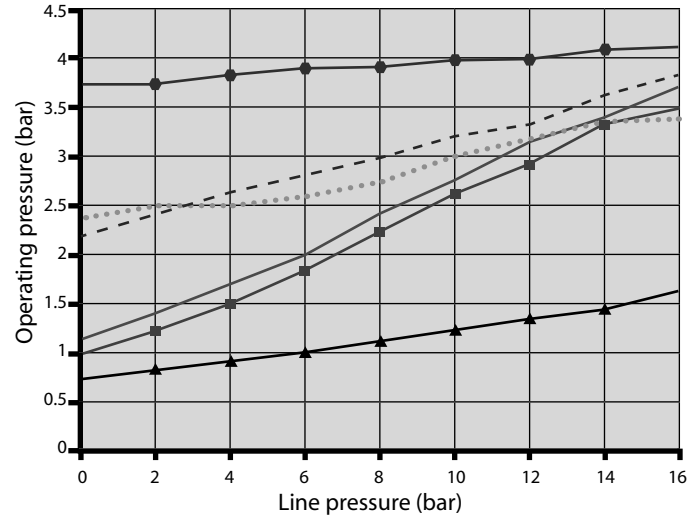


Saunders® S360 Double Acting Actuator

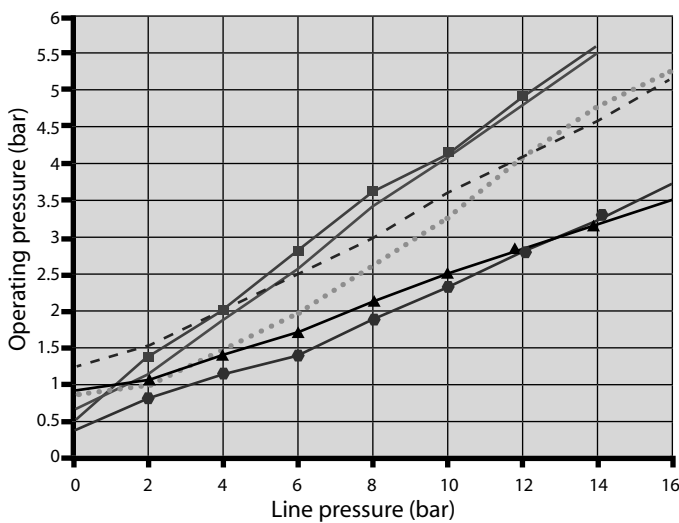
Performance characteristics for S360 actuators
Double Acting with Rubber diaphragms
100% ΔP (Rubber)



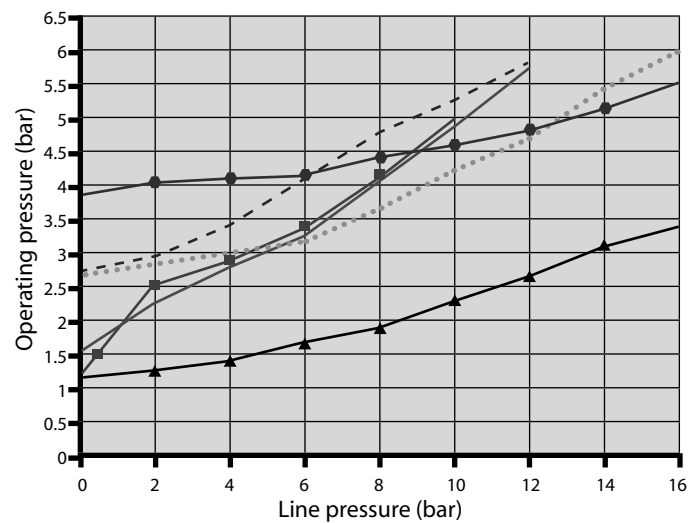
Performance characteristics for S360 actuators
Double Acting with PTFE diaphragms
100% ΔP (PTFE)



Performance characteristics for S360 actuators
Double Acting with Rubber diaphragms
0% ΔP (Rubber)



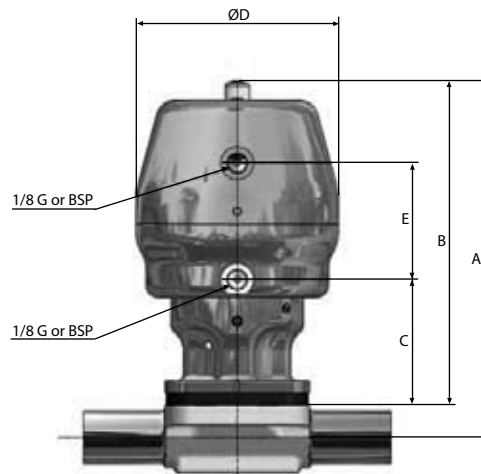
Performance characteristics for S360 actuators
Double Acting with PTFE diaphragms
0% ΔP (PTFE)



For performance characteristics with Saunders® TFM moulded closed diaphragm, please consult CRANE ChemPharma, Saunders®.



Actuator Dimensions (Metric)



S360 Lite Spring-to-Close Actuator Dimensions (Metric)

Actuator Size	Dimensions (mm)					Actuator Weight (Kg)	
	A	B	C	D	E	Flanged	Shrouded
DN8	87	79	19	55	-	0.6	0.6
DN15	134	125	52	68	-	1.2	1.2
DN20	154	141	54	88	-	2.1	2.2
DN25	161	146	59	88	-	2.3	2.4
DN40	207	185	71	98	-	3.5	3.7
DN50	260	232	85	123	-	7.7	8.0

S360 Power Spring-to-Close Actuator Dimensions (Metric)

Actuator Size	Dimensions (mm)					Actuator Weight (Kg)	
	A	B	C	D	E	Flanged	Shrouded
DN15	134	125	52	68	-	1.2	1.3
DN20	164	151	55	98	-	2.8	2.8
DN25	170	155	60	98	-	2.9	3.0
DN40	223	201	71	123	-	5.8	5.8
DN50	266	238	85	150	-	9.7	9.8

S360 Lite Spring-to-Open Actuator Dimensions (Metric)

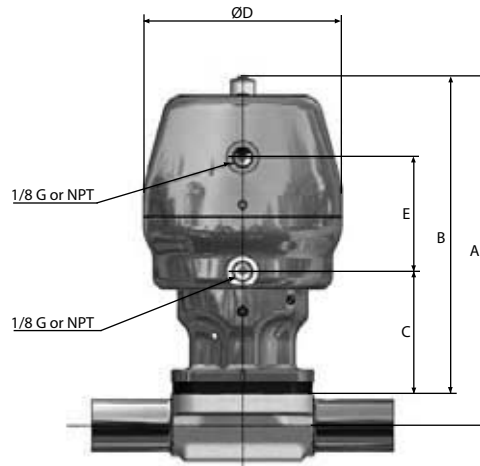
Actuator Size	Dimensions (mm)					Actuator Weight (Kg)	
	A	B	C	D	E	Flanged	Shrouded
DN8	87	79	19	55	42	0.5	0.6
DN15	134	125	52	68	52	1.0	1.1
DN20	164	151	55	98	57	2.6	2.6
DN25	170	155	60	98	57	2.7	2.7
DN40	223	201	71	123	74	5.0	5.1
DN50	266	238	85	150	86	8.3	8.4

S360 Double Acting Actuator Dimensions (Metric)

Actuator Size	Dimensions (mm)					Actuator Weight (Kg)	
	A	B	C	D	E	Flanged	Shrouded
DN8	87	79	19	55	42	0.5	0.6
DN15	134	125	52	68	52	1.0	1.1
DN20	164	151	55	98	57	2.5	2.6
DN25	170	155	60	98	57	2.6	2.7
DN40	223	201	71	123	74	4.8	4.9
DN50	266	238	85	150	86	8.0	8.2

Dimension "A" relates to 2-way body OD tubing; all other body variations are available at <http://drawings.craneflow.com>. Please contact CRANE ChemPharma, Saunders[®] for the latest dimensional information. The above drawing should only be used as a general reference.

Actuator Dimensions (Imperial)



S360 Lite Spring-to-Close Actuator Dimensions (Imperial)

Actuator Size	Dimensions (inches)					Actuator Weight (lbs.)	
	A	B	C	D	E	Flanged	Shrouded
0.25"	3.44	3.13	0.76	2.17	-	1.3	1.4
0.50"	5.27	4.91	2.06	2.68	-	2.6	2.7
0.75"	6.06	5.55	2.14	3.46	-	4.6	4.7
1.00"	6.34	5.75	2.32	3.46	-	5.1	5.3
1.50"	8.15	7.28	2.80	3.86	-	7.7	8.1
2.00"	10.25	9.15	3.33	4.84	-	17.0	17.6

S360 Power Spring-to-Close Actuator Dimensions (Imperial)

Actuator Size	Dimensions (inches)					Actuator Weight (lbs.)	
	A	B	C	D	E	Flanged	Shrouded
0.50"	5.27	4.91	2.06	2.68	-	2.6	2.8
0.75"	6.44	5.93	2.17	3.87	-	6.2	6.2
1.00"	6.69	6.10	2.35	3.86	-	6.4	6.5
1.50"	8.78	7.91	2.80	4.84	-	12.8	13.0
2.00"	10.47	9.37	3.35	5.91	-	21.4	21.8

S360 Lite Spring-to-Open Actuator Dimensions (Imperial)

Actuator Size	Dimensions (inches)					Actuator Weight (lbs.)	
	A	B	C	D	E	Flanged	Shrouded
0.25"	3.44	3.13	0.76	2.17	1.65	1.1	1.3
0.50"	5.27	4.91	2.06	2.68	2.03	2.2	2.4
0.75"	6.44	5.93	2.17	3.87	2.24	5.7	5.7
1.00"	6.69	6.10	2.35	3.86	2.24	6.0	6.1
1.50"	8.78	7.91	2.80	4.84	2.91	11.0	11.4
2.00"	10.47	9.37	3.35	5.91	3.40	18.3	18.6

S360 Double Acting Actuator Dimensions (Imperial)

Actuator Size	Dimensions (inches)					Actuator Weight (lbs.)	
	A	B	C	D	E	Flanged	Shrouded
0.25"	3.44	3.13	0.76	2.17	1.65	1.1	1.2
0.50"	5.27	4.91	2.06	2.68	2.03	2.2	2.3
0.75"	6.44	5.93	2.17	3.87	2.24	5.5	5.6
1.00"	6.69	6.10	2.35	3.86	2.24	5.7	5.8
1.50"	8.78	7.91	2.80	4.84	2.91	10.6	10.8
2.00"	10.47	9.37	3.35	5.91	3.40	17.6	18.0

Dimension "A" relates to 2-way body OD tubing; all other body variations are available at <http://drawings.craneflow.com>. Please contact CRANE ChemPharma, Saunders® for the latest dimensional information. The above drawing should only be used as a general reference.

Alnab Armatur AB
433 86 Partille

Tel +46 31 44 94 50
Fax +46 31 44 24 55
Org. Nr. 556312-9716

alnab@alnab.se
www.alnab.se

11:03
reservation för ändringar



brands you trust.

CRANE ChemPharma Flow Solutions Include: Pipe - Valves - Fitting - Actuators - Pumps



CP-SAUNDERS-5360-TB-EN-L99-1201-AF

Crane Co., and its subsidiaries cannot accept responsibility for possible errors in catalogues, brochures, other printed materials, and website information. Crane Co. reserves the right to alter its products without notice, including products already on order provided that such alteration can be made without changes being necessary in specifications already agreed unless otherwise indicated. All trademarks in this material are property of the Crane Co. or its subsidiaries. The Crane and Crane brands logotype (DEPA®, ELRO®, Krombach®, PSI®, Resistoflex®, ResistoPure™, Revo®, Saunders®, WTA® and XOMOX®) are registered trademarks of Crane Co. or its subsidiaries. All rights reserved.