



Tank Bottom Valve  
Rising Disc/Welded design  
type 602N

application: **liquids**

# Tank Bottom Valve


## Rising Disc/Welded design type 602N

### Features

- Rising disc (crust breaking)
- Fabricated (welded) construction in 316L stainless Steel
- Swivel disc, metal/metal or PTFE/metal seating
- Bolted stuffing box, self adjustable with spring washers, repackable in service
- Rising non turning stem
- Position indicator
- Outlet angle: 45°
- Screwed or welded connection flanges ISO PN10 to 50 (class 150-300)
- PED 97/23/EC compliant

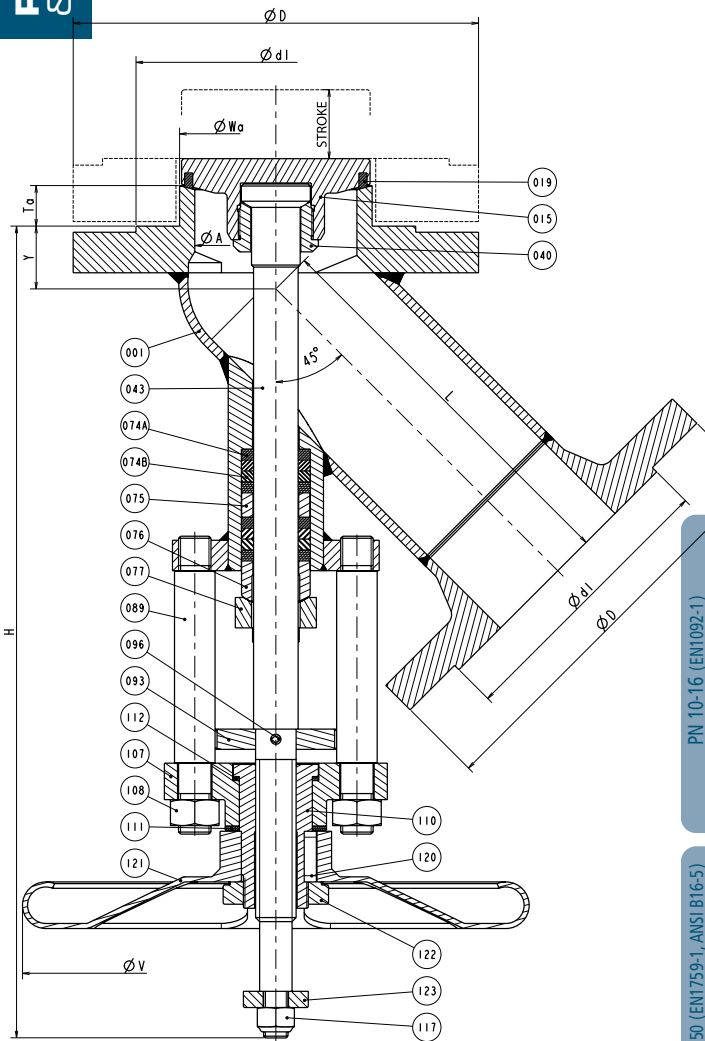
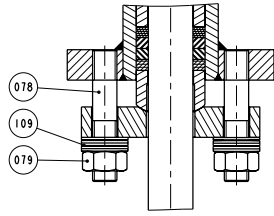
### Competitive advantages

- Customer-oriented design
  - ➡ Easy adaptability
  - ➡ Short and reliable delivery time
- Swivelling disc
  - ➡ *Improved seat tightness*
- Non turning stem
  - ➡ *Low wear*
- Live loaded stuffing box packing
  - ➡ *Low maintenance*
- Disc rising into tank to open
  - ➡ *Crust breaking function to remove solid deposits inside the tank*

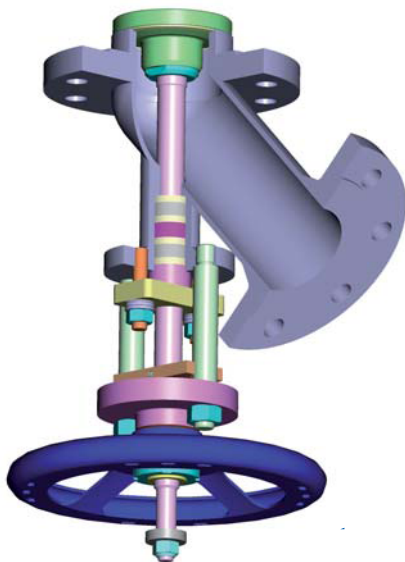


Globe valve  
Tank bottom valve





Design may change according to size, pressure class or options



Alnab Armatur AB  
433 86 Partille

Tel +46 31 44 94 50  
Fax +46 31 44 24 55  
Org. Nr. 556312-9716

Part n°	Part name	Qty	Material
001	Body	1	316L
015	Disc	1	316L
019	Disc packing	1	PTFE
040	Disc nut	1	316 L
043	Stem	1	316 L
74A	Packing	4	PTFE
74B	Packing	3	PTFE/silk
075	Lantern ring	1	316 L
076	Gland	1	316 L
077	Gland flange	1	Stainless Steel
078	Stud	2	A 193 Gr.B8M (A4-70)
079	Nut	2	A 194 Gr.8M (A4-70)
089	Column	2	Stainless Steel
093	Opening indicator	1	Stainless Steel
096	Indicator pin	1	Stainless Steel
107	Bridge	1	Stainless Steel
108	Column nut	2	Stainless Steel
109	Spring washer	2	50 CV4
110	Yoke nut	1	303
111	Upper friction washer	1	Celoron
112	Lower friction washer	1	Celoron
117	Thrust nut	1	Stainless Steel
120	Handwheel key	1	A56
121	Handwheel	1	Painted steel
122	Handwheel nut	1	Zinc coated steel
123	Friction washer	1	Stainless steel

DN	25	32	40	50	65	80	100	125	150
Ø A	25	33	41	51	65	80	98	125	150
Ø D	115	140	150	165	185	200	220	250	285
Ø d1	68	78	88	102	122	138	158	188	212
Y	23	27	25	27	26	31	37	38	59
L	125	130	143	190	190	197	207	220	230
Ø Wa	40	45	55	65	80	95	115	150	174,5
Ta	26,5	26,5	26,5	26,5	26,5	26,5	26,5	27,5	30,5
H	227	234	242	322	332	342	372	391	448
Ø V	120	120	120	180	180	250	250	300	300
Stroke	28	28	31	42	42	45	45	55	55
W/Kg	6	7	8,5	12	13,5	16,5	27	35	48

DN	25	32	40	50	65	80	100	125	150
Ø A	25	33	41	51	65	80	98	125	150
Ø D	108	117	127	152	178	190	229	254	279
Ø d1	50,8	63,5	73,2	92	104,6	127	157,2	185,7	215,9
Y	23	27	25	27	26	32	38	38	60
L	125	130	143	190	190	197	207	220	230
Ø Wa	40	45	55	65	80	95	115	150	174,5
Ta	26,5	26,5	26,5	26,5	26,5	26,5	26,5	27,5	30,5
H	223	230	238	318	328	338	368	385	445
Ø V	120	120	120	180	180	250	250	300	300
Stroke	28	28	31	42	42	45	45	55	55
W/Kg	6	7	8,5	12	13,5	16,5	27	35	48

**OPTIONS**

- Other pressure class (up to PN 100/ Class ...)
- Other size combinations (DN 80/50, 100/80, 150/100)
- Other materials : austenitic Stainless Steels (304, 321, 904 ...), Duplex, Hastelloy®, Incoloy®, Monel®, Inconel®, Titanium, Zirconium ...
- Heating jacket
- Bellows
- Other outlet angle
- Dead space free design
- Hard faced seat and/or disc (stellite)
- Interchangeable seat
- Cleaning nozzle
- Direct or side mounted pneumatic actuator, electric or hydraulic operator
- Manual override
- Fire safe design (certificate BS 6755 part 2)
- TA-Luft version (double stuffing box with intermediate lantern with leak detection)
- Temperature sensor
- Vacuum service
- Internal surface Ra >= 0,4 µm
- Pad flange
- Gland packing material as per operating conditions
- EN10204 3.1 certificates, ATEX
- ASME, JIS, GOST... standards.