

# STRAINER Y-type TYPE 823

## CHARACTERISTIC:

Diameter	-	15 - 200 mm – Y-type;
Pressure	-	40 bar (flanges may be drilled for PN 6, 10, 16, 25 bar);
Temperature	-	up to 530°C (with PTFE sealing up to $\leq 200^\circ\text{C}$ );
Medium	-	water, steam and other non-toxic, non aggressive liquid and gas media and engine fuel.

## VERSIONS:

type / ends / body material / others

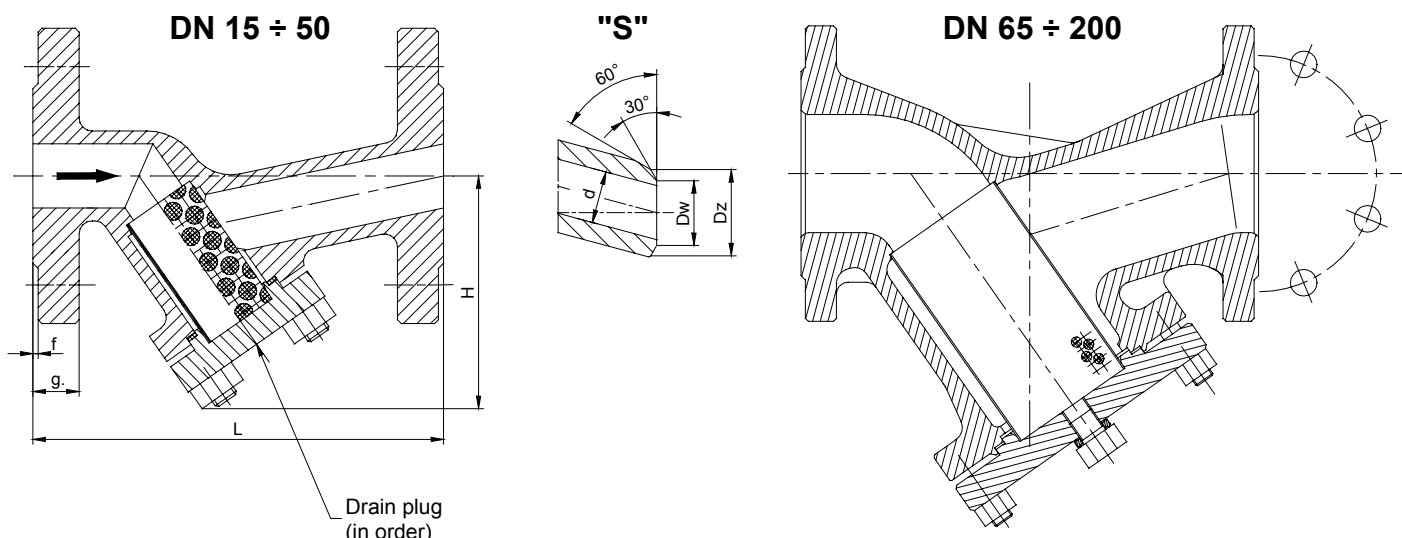
Example: 823 / --- / --- / ---

Example: 823 / S / U / AT

Ends	Sign	Body material	Sign	Others	Sign
Standard – flanged	---	(P250GH) C 22.8	---	Standard – without drain plug	---
Butt weld ends	S	or GP240GH	---	PTFE ring	AT
Socket weld	SW	16Mo3 or G20Mo5	U	NBR ring	AV
Threaded	G			Steel ring	AS

## APPLICATION:

Strainers are used to protect the pipeline and its equipment from impurities. Y-type strainer can be mounted in horizontal or vertical position. The strainers can be made with drain plug for special order.

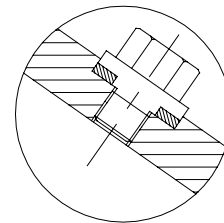
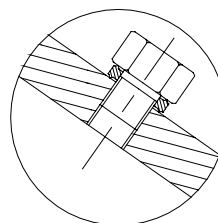
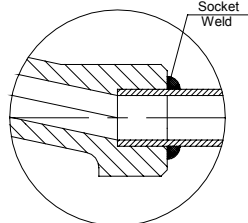
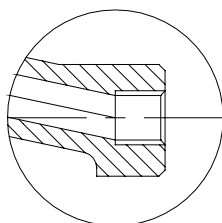


"G"

"SW"

Drain plug with steel ring "AS"

Drain plug  
"AT" - PTFE  
"AV" - NBR



# WK®

FABRYKA ARMATURY PRZEMYSŁOWEJ

„WAKMET” spółka jawna

Kaczmarek, Krzywdziński, Wachowski, Wilczyński

Bodzanów 75 48-340 GŁUCHOŁAZY 1

tel. +48(077) 439-40-20, fax +48(077) 439-18-72

E-mail: wakmet@wakmet.com.pl

http: www.wakmet.com.pl

## MATERIALS:

Versions	Standard	U	Standard	U
	T <sub>MAX</sub> 450°C	T <sub>MAX</sub> 530°C	T <sub>MAX</sub> 450°C	T <sub>MAX</sub> 530°C
Parts	DN 15 - 50			
	DN 65 - 300			
Body, bonnet	(P250GH) C22.8 (1.0460)	16Mo3 (1.5415)	GP240GH (1.0619)	G20Mo5 (1.5419)
Strainer	X6CrNiTi18-10 (1.4541) or X2CrNiMo17-12-2 (1.4404)			
Gasket	Grafit			

Special materials on request; modifications reserved.

## DIMENSIONS:

DN	Standard - flanged															With butt weld ends		
	PN 40										PN 16					Dz	Dw	Weight
	Dz	Dp	Do	do	n	L	g.	f	H	Weight	Dz	Dp	Do	do	n			
15	95	45	65	14	4	130	16	2	90	2,20	95	45	65	14	4	22	17	1,40
20	105	58	75	14	4	150	18	2	97	2,60	105	58	75	14	4	28	22	1,50
25	115	68	85	14	4	160	18	2	97	3,00	115	68	85	14	4	35	28,5	1,60
32	140	78	100	18	4	180	18	2	124	6,00	140	78	100	18	4	44	37	2,06
40	150	88	110	18	4	200	18	3	134	8,00	150	88	110	18	4	50	43	3,54
50	165	102	125	18	4	230	20	3	145	9,50	165	102	125	18	4	62	54	3,70
65	185	122	145	18	8	290	22	3	180	15,50	185	122	145	18	4	77	69	7,82
80	200	138	160	18	8	310	24	3	215	24,00	200	138	160	18	8	91	81	14,55
100	235	162	190	22	8	350	24	3	235	37,00	220	158	180	18	8	117	104	24,56
125	270	188	220	26	8	400	26	3	280	49,00	250	184	210	18	8	144	130,5	31,99
150	300	218	250	26	8	480	28	3	320	81,00	285	212	240	22	8	172	156,5	59,89
200	375	285	320	30	12	600	34	3	445	135,00	340	268	295	22	12	223	204,5	96,68

Dimensions in mm; modifications reserved.

## TECHNICAL DATA:

Body material	PN	Maximal working pressure at working temperature																
		20°C	100°C	150°C	200°C	250°C	300°C	350°C	400°C	450°C	480°C	500°C	510°C	520°C	530°C	540°C	550°C	560°C
		bar																
(P250GH)C 22.8 (1.0460)	40	40,0	37,1	35,2	33,3	30,5	27,6	25,7	23,8	13,1	-	-	-	-	-	-	-	-
16Mo3 (1.5415)	40	40,0	40,0	40,0	40,0	39,0	34,3	32,4	30,5	29,5	22,4	17,7	14,5	11,2	9,0	-	-	-
GP240GH (1.0619)	40	40,0	37,1	35,2	33,3	30,5	27,6	25,7	23,8	13,1	-	-	-	-	-	-	-	-
G20Mo5 (1.5419)	40	40,0	40,0	40,0	40,0	39,0	34,3	32,4	30,5	29,5	22,4	17,7	14,5	11,2	9,0	-	-	-

## Mesh

- 100 meshes/cm<sup>2</sup>; basic mesh size 0,6 mm - standard
- 200 meshes/cm<sup>2</sup>; mesh size 0,35 mm;
- 400 meshes/cm<sup>2</sup>; mesh size 0,25 mm;
- 600 meshes/cm<sup>2</sup>; mesh size 0,1 mm.

## MOUNTING AND OPERATING:

*The valve can only be mounted and operated by skilled, properly trained and qualified personnel. Incorrect assembly or operation of the valve may have substantial impact on the entire system such as fluid leakage, reduction in system's function etc.*

Before a strainer is installed the pipeline must be clean from any mechanical impurities. The compatibility of critical parameters of the flow must be checked with the parameters of the strainer. Strainer can be mounted to a pipe-line in horizontal position. The direction of the flow should only comply with the arrow marked on the body. The strainer should be cleaned every time a pipeline is stopped, after a repair and before heating season. In order to clean the strainer the bonnet must be taken off. The mesh can be washed with water under high pressure. Before the mesh is put in it must be dry. The strainer should be operated strictly with its assign.