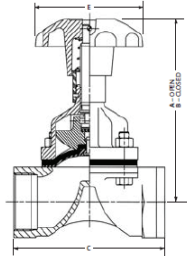
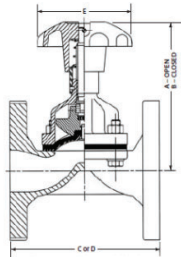


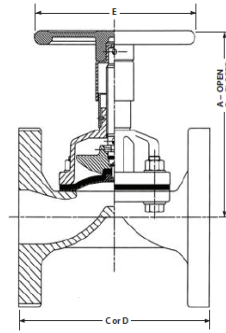
A TYPE – ASSEMBLED VALVE DIMENSIONS



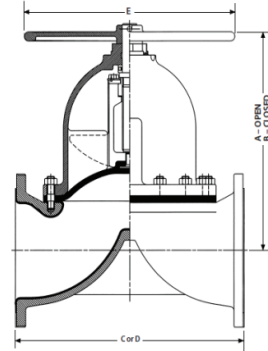
Screwed DN8-DN80



Flanged DN15-DN50



Flanged DN65-DN150



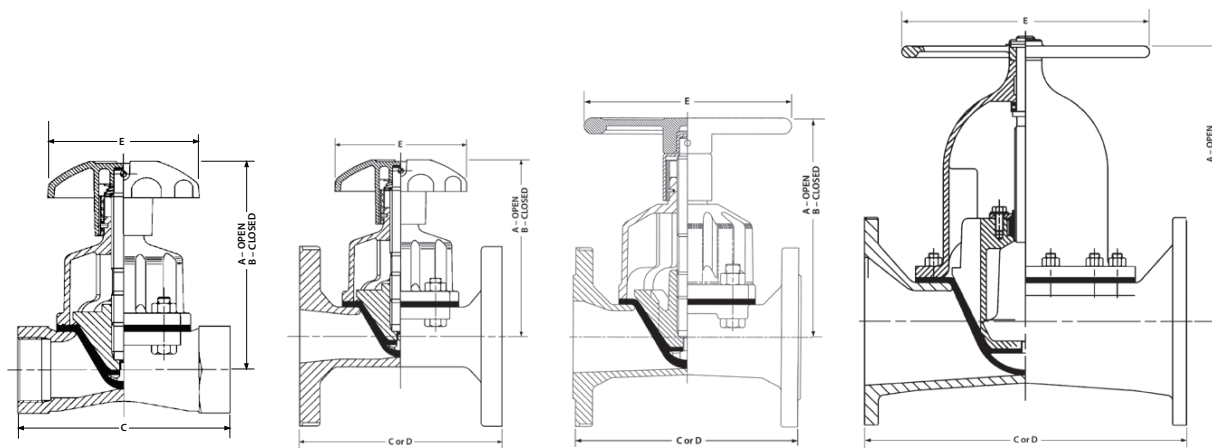
Flanged DN200-DN350

Size (DN)		8	10	15	20	25	32	40	50	65	80	100	125	150	200	250	300	350
Screwed Unlined	A	54	67	90	94	119	154	164	188	241	263	-	-	-	-	-	-	-
	B	52	61	84	88	108	142	148	164	209	229	-	-	-	-	-	-	-
	C	49	49	64	83	111	125	145	168	206	257	-	-	-	-	-	-	-
	Weight	0.11	0.15	0.45	0.9	1.13	1.8	3	5	9	13	-	-	-	-	-	-	-
Flanged Unlined	A	-	-	100	91	108	143	157	175	226	243	308	388	442	495	581	679	660
	B	-	-	93	85	98	131	141	152	194	208	262	322	367	495	581	679	660
	C	-	-	108	117	127	146	159	190	216	254	305	356	406	521	635	749	749
	D	-	-	130	150	160	180	200	230	290	310	350	400	480	600	730	850	980
	Weight	-	-	2	2	3	4	5	8	14	19	32	48	63	152	270	360	506
Flanged Rubber Lined	A	-	-	-	97	111	146	160	177	229	246	311	391	445	498	585	683	664
	B	-	-	-	91	101	134	144	154	197	212	265	325	370	498	585	683	664
	C	-	-	-	121	131	150	163	194	220	258	309	362	412	527	641	755	755
	D	-	-	-	150	160	180	200	230	290	310	350	400	480	600	730	850	980
	Weight	-	-	-	3	4	5	6	9	15	21	32	50	63	154	273	365	512
Flanged Glass/Halar Lined	A	-	-	101	92	109	144	158	176	227	244	309	389	443	496	582	680	661
	B	-	-	94	86	99	132	142	153	195	210	263	323	368	496	582	680	661
	C	-	-	110	119	129	148	161	192	218	256	307	358	408	523	637	751	751
	D	-	-	130	150	160	180	200	230	290	310	350	400	480	600	730	850	980
	Weight	-	-	2	2	4	5	6	9	15	20	33	49	63	153	272	362	508
Flanged Plastic Lined	A	-	-	-	97	112	147	162	179	230	246	313	391	450	-	-	-	-
	B	-	-	-	91	101	133	145	155	198	211	267	322	374	-	-	-	-
	C	-	-	-	123	133	152	165	196	222	260	311	356	412	-	-	-	-
	D	-	-	-	150	160	180	200	230	290	310	350	394	480	-	-	-	-
	Weight	-	-	-	3	4	5	6	9	15	21	34	50	63	-	-	-	-
	E	38	50	62	62	80	120	120	120	170	230	280	280	368	482	584	699	699

Note: Dimensions in mm. Weights in kg. Weight may vary with materials, lining and standards. For exact weights please contact Saunders®. C valve length = EN 558 Series 7 (ex BS 5156). D valve length = EN 558 Series 1 (ex DIN 3202 Series F1).

Glass lining is typically available in the size range DN15 - DN200 for A Type valves. Contact Saunders® for further requirements.

KB TYPE – ASSEMBLED VALVE DIMENSIONS



Screwed DN15 – DN50

Flanged DN15 – DN50

Flanged DN65 – DN150

Flanged DN200 – DN350

Size (DN)		15	20	25	32	40	50	65	80	100	125	150	200	250	300	350	
Screwed Unlined	A	106	-	166	-	166	182	-	-	-	-	-	-	-	-	-	-
	B	98	-	159	-	159	162	-	-	-	-	-	-	-	-	-	-
	C	64	-	111	-	143	168	-	-	-	-	-	-	-	-	-	-
	Weight	1	-	2	-	3	5	-	-	-	-	-	-	-	-	-	-
Flanged Unlined	A	105	105	165	165	165	176	234	270	313	335	435	406	557	628	665	
	B	97	97	159	159	159	156	210	238	277	293	379	406	557	628	665	
	C	108	117	127	146	159	190	216	254	305	356	406	521	635	749	980	
	D	130	150	160	180	200	230	290	310	350	400	480	600	730	850	980	
	Weight	3	3	5	5	6	11	12	18	32	47	68	109	195	294	462	
Flanged Rubber Lined	A	-	-	168	168	168	176	234	270	313	335	435	408	559	630	667	
	B	-	-	162	162	162	156	210	238	277	293	379	408	559	630	667	
	C	-	-	131	150	163	194	220	258	309	362	412	527	641	755	986	
	D	-	-	160	180	200	230	290	310	350	400	480	600	730	850	980	
	Weight	-	-	5	5	6	11	12	18	32	47	68	109	195	294	462	
Flanged Glass* / Halar Lined	A	106	106	166	166	166	177	235	271	314	336	436	407	558	629	666	
	B	98	98	160	160	160	157	211	239	278	294	380	407	558	629	666	
	C	110	119	129	148	161	192	218	256	307	358	408	523	637	751	982	
	D	130	150	160	180	200	230	290	310	350	400	480	600	730	850	980	
	Weight	2	3	5	6	7	11	12	21	34	47	72	118	201	294	462	
	E	80	80	120	120	120	120	170	230	280	280	368	368	483	584	699	

Note: Dimensions in mm. Weights in kg. Weight may vary with materials, lining and standards. For exact weights please contact Saunders[®]

C valve length = EN 558 Series 7 (ex BS 5156). D valve length = EN 558 Series 1 (ex DIN 3202 Series F1).

* Glass lining is typically available in the size range DN15 - DN150 for KB Type valves. Contact Saunders[®] for further requirements.